

# 3 Simple Steps to Protect Yourself on Twitter with Privacy Settings



**www.DynamicInfluence.com — (508) 963-5555**

email us at: [info@dynamicinfluence.com](mailto:info@dynamicinfluence.com)

***Please Follow Us Online:***



[facebook.com](https://facebook.com/DynamicInfluence.shows)

**/DynamicInfluence.shows**



[twitter.com](https://twitter.com/DynamicShows)

**/@DynamicShows**



[youtube.com](https://youtube.com/DynamicInfluence)

**/DynamicInfluence**

## THE ISSUE

---

In just 7 years, Twitter has gone from a niche social site to one of the most popular social networks on the Internet. You can see what family, friends, and even celebrities are up to and tell them your own news.

But like all social media, Twitter is not without its downside.

### Tweeting Risks

Getting into the habit of tweeting without thinking may seem like no big deal, especially if you mostly use Twitter to speak with those you already know. However, posting the wrong things, like personal information about you or another person, can have serious consequences. Social media dangers exist with anything you put anything on the Internet, as you are essentially putting it out content for the entire world to see.

Posting without thinking could:

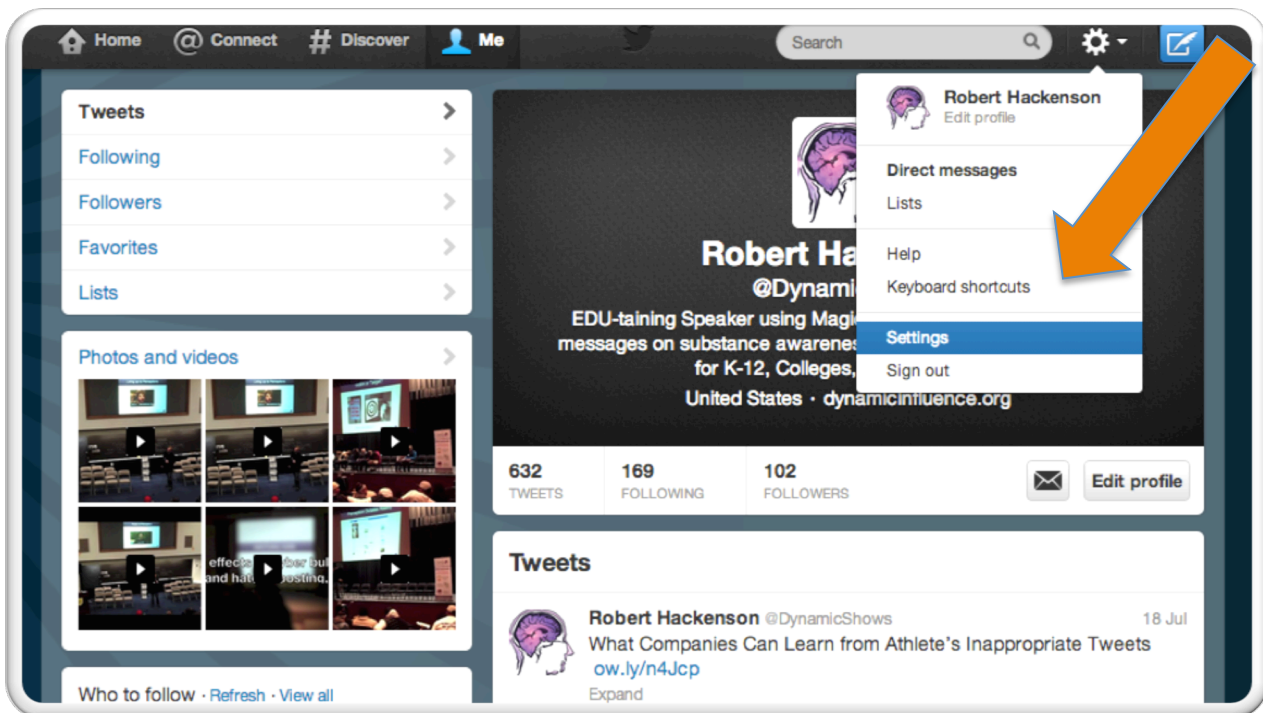
- Jeopardize your personal safety and/or identity
- Jeopardize the personal safety and/or identity of another person
- Risk employee status or academic status if you post something inappropriate
- Risk accusation of cyber-bullying or harassment if you post something that could upset another person



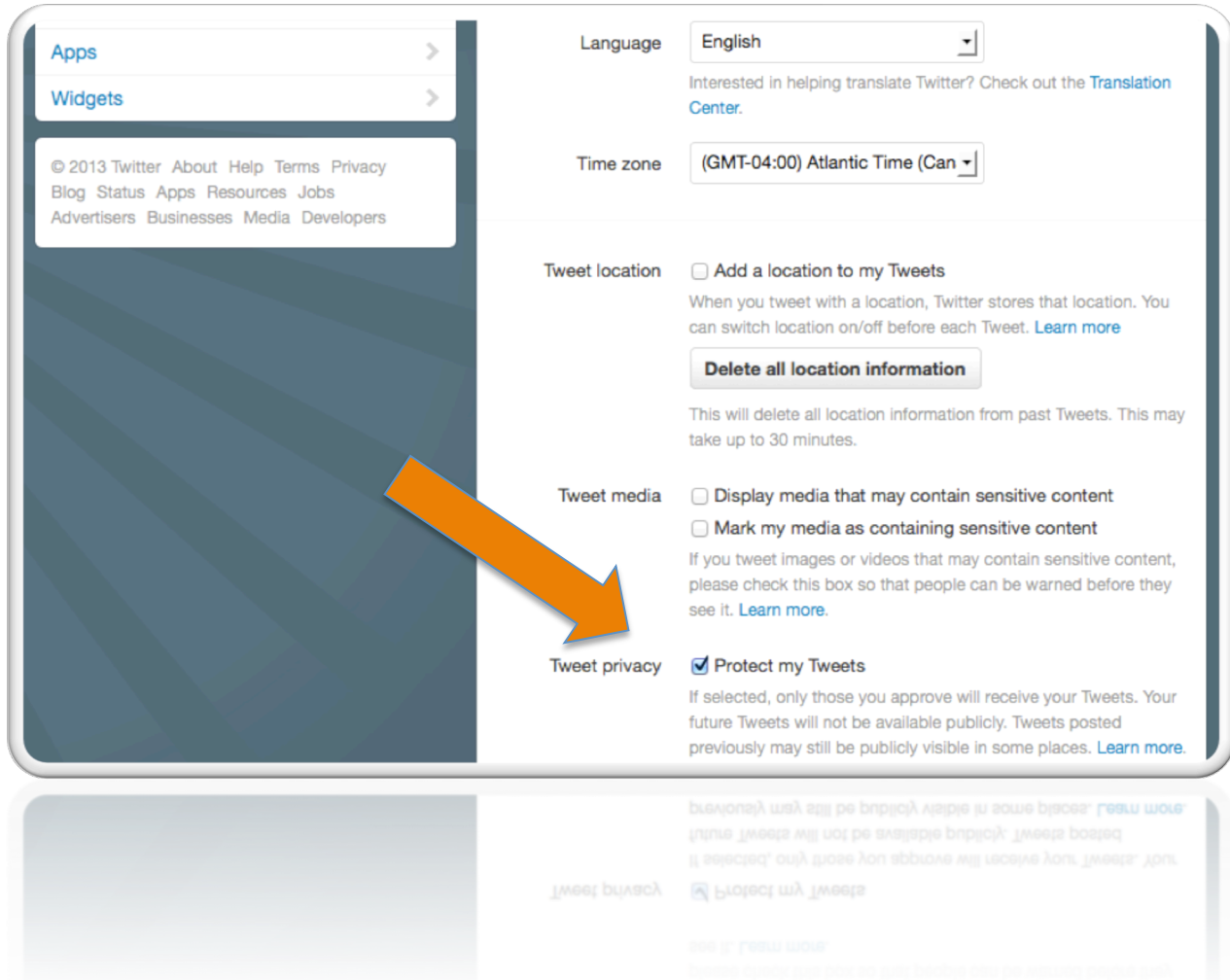
## What Can You Do?

Luckily, you can mitigate the risks of Twitter misuse. The network offers twitter privacy settings that most users don't even realize exist! To activate these settings, log onto your account, just follow these 3 simple steps:

**STEP 1** – Go into the “Settings” section in the upper right corner of your twitter page.



**STEP 2 – Select “Accounts,” and choose the option that says, “protect my updates.”**



The screenshot shows the Twitter account settings page. On the left sidebar, there are links for 'Apps' and 'Widgets'. Below them is a footer with copyright information and links to 'About', 'Help', 'Terms', 'Privacy', 'Blog', 'Status', 'Apps', 'Resources', 'Jobs', 'Advertisers', 'Businesses', 'Media', and 'Developers'. The main content area has several settings sections:

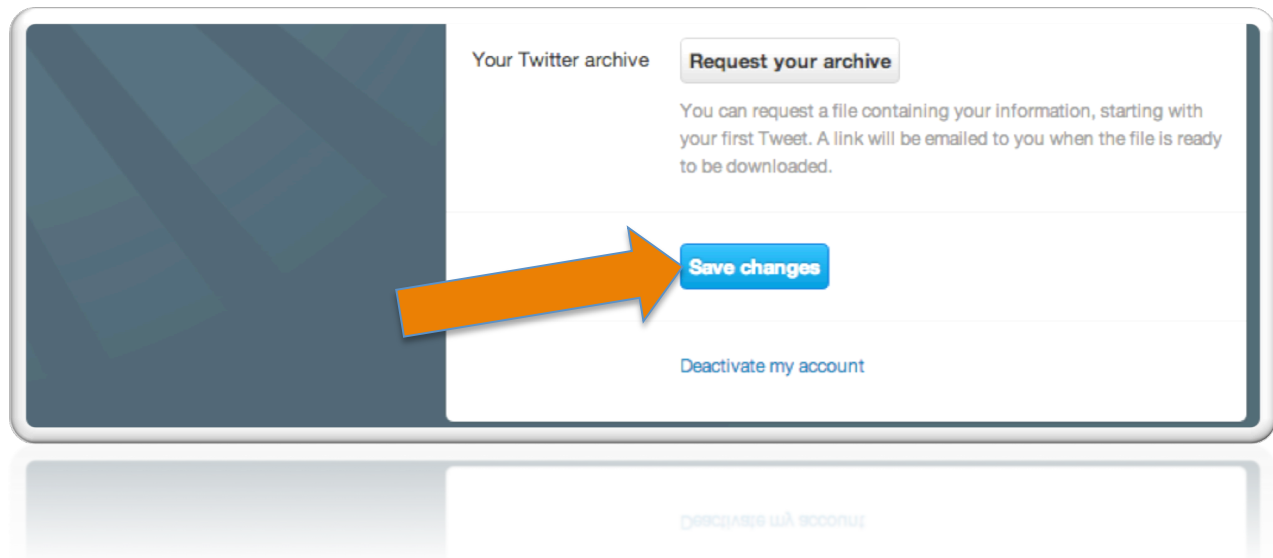
- Language:** A dropdown menu set to 'English'. Below it is a link to the 'Translation Center'.
- Time zone:** A dropdown menu set to '(GMT-04:00) Atlantic Time (Can)'. Below it is a link to 'Learn more'.
- Tweet location:** An unchecked checkbox for 'Add a location to my Tweets'. Below it is a description and a link to 'Learn more'. There is a button labeled 'Delete all location information'.
- Tweet media:** Two unchecked checkboxes: 'Display media that may contain sensitive content' and 'Mark my media as containing sensitive content'. Below them is a description and a link to 'Learn more'.
- Tweet privacy:** A checked checkbox for 'Protect my Tweets'. Below it is a description and a link to 'Learn more'.

An orange arrow points from the left sidebar towards the 'Protect my Tweets' option in the 'Tweet privacy' section.

### What Does This Do?

Will require a manual approval for individuals to view your posts. Only those preapproved can view your stream, and no one will be able to re-tweet your posts. You also won't be able to tweet at (or directly message) someone that isn't an approved follower.

## STEP 3 – Hit “Save.”



### What Happens Next?

Once you activate your privacy settings, only people you've authorized will be able to see your updates. In addition to this, people will also have to request to follow you.

**IMPORTANT NOTE:** *Any tweets sent prior to protecting your tweets will still be publically viewable. The only tweets sent after the settings have been saved will be protected.*

**Bonus Info:** Don't want someone to follow you? If you want to remove someone that is currently following you, the only way to do so is to block them.

## Remember, Nothing's 100% Secure

Even with twitter privacy settings, nothing on the Internet is ever 100% secure. Things can leak, or get hacked, and even protected information can be viewed by the wrong people. It's important to remember that sharing a private tweet with the entire world is just a screen shot away.

So, even if you have your account protected, continue to take care as you post. Make sure you aren't just throwing information and opinions out there without thinking about the impact they could have if they went public. Aside from that, happy tweeting and have fun!



## Need An "Edutaining" Speaker on Social Media Dangers & Responsible Posting?

Professional "edutainer" Rob Hackenson will use his unique skills of magic, illusions, and more to engage and educate your students on:

- Effects of irresponsible posting on popular social media platforms/apps (facebook, twitter, instagram, snapchat, etc.)
- Internet Safety (friending strangers, posting personal information, etc.)
- Cyber Bullying
- Social Media and Communication Skills
- Social Media Performance Anxiety
- Sexting

**For More Information:**

**Call: 508-963-5555**

**Or Visit: [DynamicInfluence.org](http://DynamicInfluence.org)**

